



Easy To Install

Pull-down Structure

Just loosen ONE screw to remove the PULL-DOWN Structure, and stretch out the Built-in Support Holder for enlarged working space and improved visibility, providing installers with a better installation solution.




1

Screw Just Loosen



2

Sliders



3

204mm
Enlarged Working Space



4

Built-in Support Holder and Groove
More Convenient and Stable



Easier, Quicker & More Installer-friendly Solution

IN Embedded Pipe

Enlarged Working Space & Improved Visibility

Loosen 1 screw to dismantle the pull-down frame for higher working efficiency



NEW

Previous AC



Insufficient Working Space
resulting in having to loosen 5 screws and dismantle the entire frame

IN 5cm Ceiling

A better solution without disassembling the entire frame



NEW

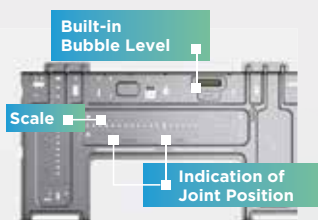
* Please remove the support holder before installation in the case of a 5cm ceiling.

Previous AC



Limited ceiling space
makes it difficult for AC to recover the frame.

Installer-friendly Design



Mounting Plate Upgrade

Easier to align the mounting location




Pocket Hole

More space for a wrench



Wire Tunnel

Tool-less Wiring
Fewer steps, Easier Wiring



Previous AC

Cutter Required